

Forestry Explained Interactive Map

(Updated statistics - 2018)

Limpopo

Scale

🌲 Coverage - 50,859 hectares = 0.43% of the provincial area

🌲 Home to 4.3% of South Africa's plantations

Species breakdown

🌲 28,527 hectares pine

🌲 22,215 hectares eucalypt

🌲 20 hectares wattle

🌲 97 hectares other species

Employment

🌲 Total employment - 8,800 = 0.61% of the provincial workforce

🌲 Number directly employed - 2,320

🌲 Number indirectly employed - 6,480

🌲 Number of people dependent on the industry - 28,700


🌲 Proportion of the provincial population employed or dependent on forestry - 0.65%
(37,500)

Economic value

🌲 Proportion of the country's total investment in forestry - 4.7% (R2,233 billion)


🌲 Gross value of total annual output - R1,497 million

🌲 R263 million - forestry

 R1,234 million - forestry products

Mpumalanga

Scale

 Coverage - 489,073 hectares = 6.0% of the provincial area

 Home to 41% of South Africa's plantations

Species breakdown


 295,576 hectares pine


 179,088 hectares eucalypt

 11,827 hectares wattle

 22,582 hectares other species

Employment

 Total employment - 50,410 = 4.16% of the provincial workforce

 Number directly employed - 22,080

 Number indirectly employed - 28,330

 Number of people dependent on the industry - 173,300


 Proportion of the provincial population employed or dependent on forestry - 4.95%
(223,700)

Economic value

 Proportion of the country's total investment in forestry - 42.2% (R20,204 billion)

 Gross value of total annual output - R9,427 million

 R3,468 million - forestry

 R5,959 million - forestry products

KwaZulu-Natal

Scale

🌲 Coverage - 472,426 hectares = 5.16% of the provincial area

🌲 Home to 39.6% of South Africa's plantations

Species breakdown

🌲 106,315 hectares pine

🌲 296,646 hectares eucalypt

🌲 68,406 hectares wattle

🌲 1,058 hectares other species

Employment

🌲 Total employment - 68,870 = 2.63% of the provincial workforce

🌲 Number directly employed - 27,690

🌲 Number indirectly employed - 41,180

🌲 Number of people dependent on the industry - 224,300

🌲 Proportion of the provincial population employed or dependent on forestry - 2.66% (303,200)

Economic value

🌲 Proportion of the country's total investment in forestry - 35.3% (R16,919 billion)

🌲 Gross value of total annual output - R23,669 million

🌲 R5,598 million - forestry

🌲 R18,071 million - forestry products

Eastern Cape

Scale

🌲 Coverage - 141,820 hectares = 0.83% of the provincial area

🌲 Home to 11.9% of South Africa's plantations

Species breakdown

🌲 117,800 hectares pine

🌲 21,931 hectares eucalypt

🌲 1,659 hectares wattle

🌲 430 hectares other species

Employment

🌲 Total employment - 13,400 = 0.96% of the provincial workforce

🌲 Number directly employed - 5,520

🌲 Number indirectly employed - 7,880

🌲 Number of people dependent on the industry - 45,700

🌲 Proportion of the provincial population employed or dependent on forestry - 0.91% (59,100)

Economic value

🌲 Proportion of the country's total investment in forestry - 13.9% (R6,662 billion)

🌲 Gross value of total annual output - R2,492 million

🌲 R987 million - forestry

🌲 R1,505 million - forestry products

Western Cape

Scale

🌲 Coverage - 37,462 hectares = 0.29% of the provincial area

🌲 Home to 3.1% of South Africa's plantations

Species breakdown

🌲 36,119 hectares pine

🌲 1,161 hectares eucalypt

🌲 31 hectares wattle

🌲 151 hectares other species

Employment

🌲 Total employment - 7,630 = 0.31% of the provincial workforce

🌲 Number directly employed - 1,320

🌲 Number indirectly employed - 6,310

🌲 Number of people dependent on the industry - 22,900

🌲 Proportion of the provincial population employed or dependent on forestry - 0.46%
(30,500)

Economic value

🌲 Proportion of the country's total investment in forestry - 3.9% (R1,863 billion)

🌲 Gross value of total annual output - R1,277 million

🌲 R172 million - forestry

🌲 R1,105 million - forestry products